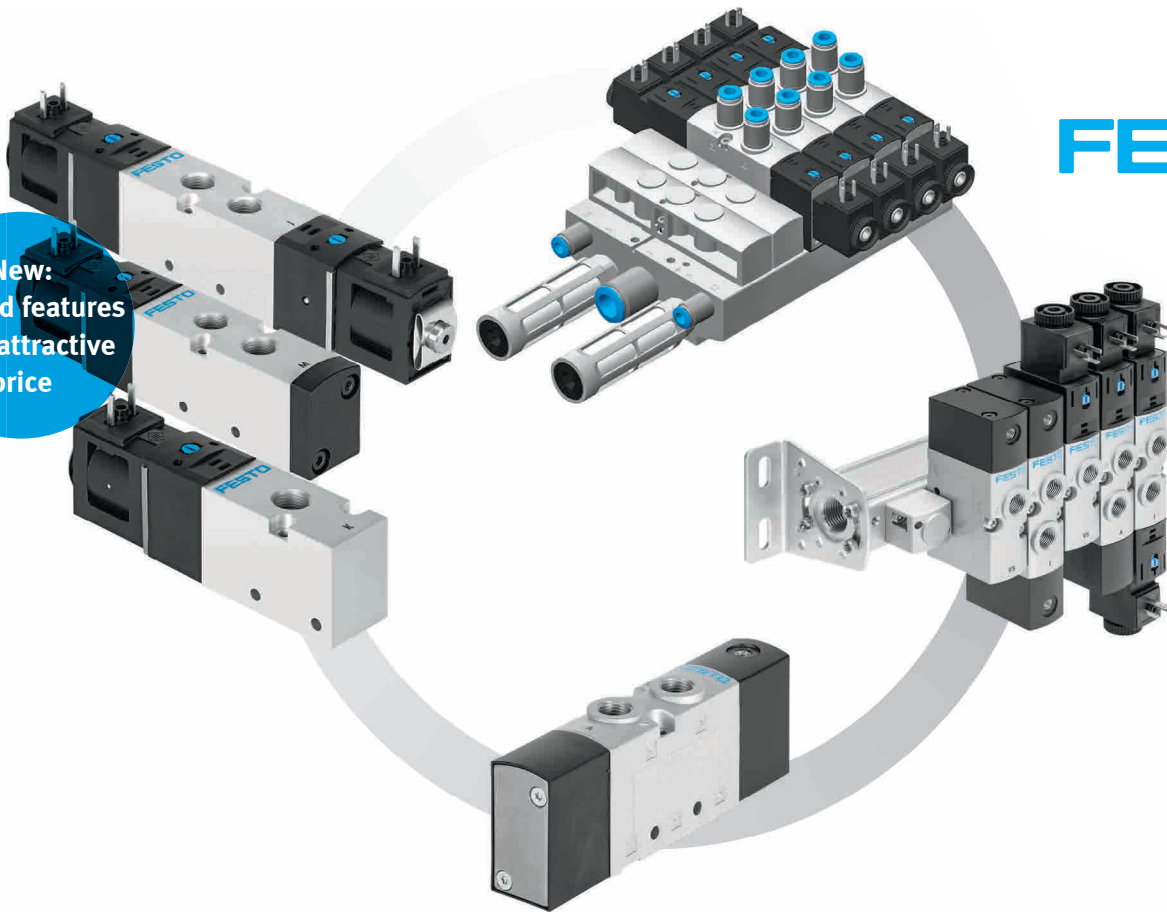


FESTO

New:
focused features
at an attractive
price




Quick availability: selected products from the VUVS series

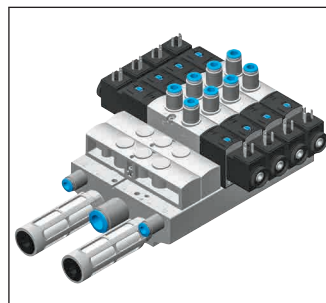
Solenoid valves VUVS-...-S/
pneumatic valves VUWS




Configurable valve VUVS



Configurable valve manifold VTUS



Ready-to-install solutions



★ Festo core product range

covers 80% of your automation tasks

Worldwide: Always in stock

Superb: Festo quality at an attractive price

Easy: Just a few clicks to place an order online

Fast: Ready for dispatch from the Festo factory in 24 hours

We offer you components and solutions in the electronic catalogue for tasks that go beyond the core functions.

→ www.festo.com/xdki

Or simply contact your Festo sales engineer, who will be pleased to help you.

Solenoid valves VUVS

Type codes

001 - 002 003 004 - 005 - 006 007 008 - 009 - 010 - 011 012 - 013
VUVS - **L** **K** **20** - **M32C** - **A** **D** - **G18** - **1** **C1** - **S**

001	Type
VUVS	Solenoid valve
002	Valve design
L	In-line valve
003	Construction principle
-	Piston spool with sealing cartridge
K	Piston spool with sealing ring
004	Size (grid dimension)/max. flow rate/pneumatic connection
20	Size 20 (21 mm) / 700 l/min / G $\frac{1}{8}$
25	Size 25 (26.5 mm) / 1300 l/min / G $\frac{1}{4}$
30	Size 30 (31 mm) / 2300 l/min / G $\frac{3}{8}$
005	Valve functions
M32C	3/2-way valve, normally closed
M32U	3/2-way valve, normally open
B52	5/2-way valve, double solenoid
M52	5/2-way valve, single solenoid
P53C	5/3-way valve, mid-position closed
P53E	5/3-way valve, mid-position exhausted
P53U	5/3-way valve, mid-position pressurised
006	Type of reset
-	None (for valve functions B52 and P53)
A	Pneumatic spring for valve functions M52 and M32
M	Mechanical spring for valve functions M52 and M32

007	Pilot air supply
-	Internal
Z	External
008	Manual override
D	Non-detenting, detenting without accessories
009	Pneumatic connection
G18	Thread G $\frac{1}{8}$
G14	Thread G $\frac{1}{4}$
G38	Thread G $\frac{3}{8}$
010	Valve pilot control interface
-	Standard
F7	With 8 mm amature tube, short
F8	With 8 mm amature tube, standard
011	Nominal operating voltage
-	None
1	24 V DC
012	Electrical connection
-	Without solenoid coil
B2	Connection pattern type B, industry standard
C1	Connection pattern type C, to EN 175301
013	Design
-	Variants with extended features
S	Variants with focused features

Other valve functions → www.festo.com/catalogue/vuvs

Pneumatic valves VUWS → www.festo.com/catalogue/vuws

Ordering data – Variants

Configurable product

This product and all its variants can be ordered using the configurator.

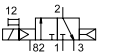
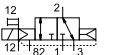
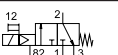
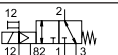
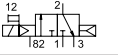
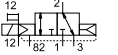
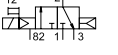
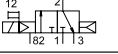
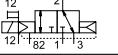

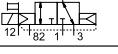
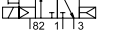

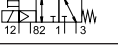

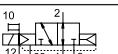
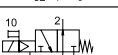
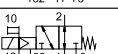
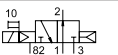
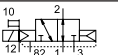


The configurator can be found under Products at
 → www.festo.com/catalogue/...

Enter the configuration part number in the search field:
 VUVS-20: 576516; VUVS-25: 8022014;
 VUVS-30: 8022017

Technical data

Operating and environmental conditions				
Valve functions	M32	M52	B52	P53
Operating medium	Compressed air to ISO 8573-1:2010 [7:4:4]			
Pilot medium	Compressed air to ISO 8573-1:2010 [7:4:4]			
Note on operating/pilot medium	Lubricated operation possible (in which case lubricated operation will always be required)			
Operating pressure with internal pilot air supply [bar]				
- variants with extended features	2.5 ... 10	2.5 ... 10	1.5 ... 10	2.5 ... 10
- variants with focused features (-S)	2.5 ... 8	2.5 ... 8	2.0 ... 8	-
Operating pressure with external pilot air supply [bar]				
- variants with extended features	-0.9 ... +10	-0.9 ... +10	-0.9 ... +10	-0.9 ... +10
Pilot pressure [bar]	2.5 ... 10	2.5 ... 10	1.5 ... 10	2.5 ... 10
Ambient temperature [°C]	-10 ... +60			
Temperature of medium [°C]				
- variants with extended features	-10 ... +60			
- variants with focused features (-S)	-10 ... +50			

Ordering data – 3/2-way valves

Pneumatic connection	G ¹ / ₈	G ¹ / ₄	G ³ / ₈
Size (grid dimension)	20 (21 mm)	25 (26.5 mm)	30 (31 mm)
Symbol	Part No. Type	Part No. Type	Part No. Type
3/2-way valve, single solenoid, normally closed			
– Electrical connection: Without solenoid coil			
	575255 VUVS-L20-M32C-AD-G18-F7	575471 VUVS-L25-M32C-AD-G14-F8	575564 VUVS-L30-M32C-AD-G38-F8
	575257 VUVS-L20-M32C-AZD-G18-F7	575472 VUVS-L25-M32C-AZD-G14-F8	575565 VUVS-L30-M32C-AZD-G38-F8
	575260 VUVS-L20-M32C-MD-G18-F7	575473 VUVS-L25-M32C-MD-G14-F8	575566 VUVS-L30-M32C-MD-G38-F8
	575259 VUVS-L20-M32C-MZD-G18-F7	575474 VUVS-L25-M32C-MZD-G14-F8	575567 VUVS-L30-M32C-MZD-G38-F8
– Electrical connection: Connection pattern type C, to EN 175301			
	★ 575269 VUVS-L20-M32C-AD-G18-F7-1C1	★ 575475 VUVS-L25-M32C-AD-G14-F8-1C1	★ 575568 VUVS-L30-M32C-AD-G38-1C1
	575271 VUVS-L20-M32C-AZD-G18-F7-1C1	575476 VUVS-L25-M32C-AZD-G14-F8-1C1	575569 VUVS-L30-M32C-AZD-G38-1C1
– Variants with focused features (-S)			
	★ 8043213 VUVS-LK20-M32C-AD-G18-1C1-S		
	★ 575274 VUVS-L20-M32C-MD-G18-F7-1C1	★ 575477 VUVS-L25-M32C-MD-G14-F8-1C1	★ 575570 VUVS-L30-M32C-MD-G38-1C1
	575273 VUVS-L20-M32C-MZD-G18-F7-1C1	575478 VUVS-L25-M32C-MZD-G14-F8-1C1	575571 VUVS-L30-M32C-MZD-G38-1C1
– Electrical connection: Connection pattern type B, industry standard			
		575479 VUVS-L25-M32C-AD-G14-F8-1B2	575572 VUVS-L30-M32C-AD-G38-1B2
		575480 VUVS-L25-M32C-AZD-G14-F8-1B2	575573 VUVS-L30-M32C-AZD-G38-1B2
– Variants with focused features (-S)			
		★ 8043217 VUVS-LK25-M32C-AD-G14-1B2-S	
		575481 VUVS-L25-M32C-MD-G14-F8-1B2	575574 VUVS-L30-M32C-MD-G38-1B2
		575482 VUVS-L25-M32C-MZD-G14-F8-1B2	575575 VUVS-L30-M32C-MZD-G38-1B2
3/2-way valve, single solenoid, normally open			
– Electrical connection: Without solenoid coil			
	575256 VUVS-L20-M32U-AD-G18-F7	575486 VUVS-L25-M32U-AD-G14-F8	575579 VUVS-L30-M32U-AD-G38-F8
	575258 VUVS-L20-M32U-AZD-G18-F7	575487 VUVS-L25-M32U-AZD-G14-F8	575580 VUVS-L30-M32U-AZD-G38-F8
	575262 VUVS-L20-M32U-MD-G18-F7	575488 VUVS-L25-M32U-MD-G14-F8	575581 VUVS-L30-M32U-MD-G38-F8
	575261 VUVS-L20-M32U-MZD-G18-F7	575489 VUVS-L25-M32U-MZD-G14-F8	575582 VUVS-L30-M32U-MZD-G38-F8
– Electrical connection: Connection pattern type C, to EN 175301			
	575270 VUVS-L20-M32U-AD-G18-F7-1C1	575490 VUVS-L25-M32U-AD-G14-F8-1C1	575583 VUVS-L30-M32U-AD-G38-F8-1C1
	575272 VUVS-L20-M32U-AZD-G18-F7-1C1	575491 VUVS-L25-M32U-AZD-G14-F8-1C1	575584 VUVS-L30-M32U-AZD-G38-F8-1C1
	575276 VUVS-L20-M32U-MD-G18-F7-1C1	575492 VUVS-L25-M32U-MD-G14-F8-1C1	575585 VUVS-L30-M32U-MD-G38-F8-1C1
	575275 VUVS-L20-M32U-MZD-G18-F7-1C1	575493 VUVS-L25-M32U-MZD-G14-F8-1C1	575586 VUVS-L30-M32U-MZD-G38-F8-1C1

★ Part of core product range, delivery from stock.

Solenoid valves VUVS

Ordering data – 5/2-way valves

Pneumatic connection	G ¹ / ₈	G ¹ / ₄	G ³ / ₈
Size (grid dimension)	20 (21 mm)	25 (26.5 mm)	30 (31 mm)
Symbol	Part No. Type	Part No. Type	Part No. Type
5/2-way valve, single solenoid			
– Electrical connection: Without solenoid coil			
	575249 VUVS-L20-M52-AD-G18-F7	575501 VUVS-L25-M52-AD-G14-F8	575594 VUVS-L30-M52-AD-G38-F8
	575675 VUVS-L20-M52-AZD-G18-F7	575502 VUVS-L25-M52-AZD-G14-F8	575595 VUVS-L30-M52-AZD-G38-F8
	575250 VUVS-L20-M52-MD-G18-F7	575509 VUVS-L25-M52-MD-G14-F8	575602 VUVS-L30-M52-MD-G38-F8
	575679 VUVS-L20-M52-MZD-G18-F7	575510 VUVS-L25-M52-MZD-G14-F8	575603 VUVS-L30-M52-MZD-G38-F8
– Electrical connection: Connection pattern type C, to EN 175301			
	★ 575263 VUVS-L20-M52-AD-G18-F7-1C1	★ 575503 VUVS-L25-M52-AD-G14-F8-1C1	★ 575596 VUVS-L30-M52-AD-G38-1C1
	575676 VUVS-L20-M52-AZD-G18-F7-1C1	575504 VUVS-L25-M52-AZD-G14-F8-1C1	575597 VUVS-L30-M52-AZD-G38-1C1
– Variants with focused features (-S)			
	★ 8043214 VUVS-LK20-M52-AD-G18-1C1-S		
	★ 575264 VUVS-L20-M52-MD-G18-F7-1C1	★ 575511 VUVS-L25-M52-MD-G14-F8-1C1	★ 575604 VUVS-L30-M52-MD-G38-1C1
	575680 VUVS-L20-M52-MZD-G18-F7-1C1	575512 VUVS-L25-M52-MZD-G14-F8-1C1	575605 VUVS-L30-M52-MZD-G38-1C1
– Electrical connection: Connection pattern type B, industry standard			
		575505 VUVS-L25-M52-AD-G14-F8-1B2	575598 VUVS-L30-M52-AD-G38-1B2
		575506 VUVS-L25-M52-AZD-G14-F8-1B2	575599 VUVS-L30-M52-AZD-G38-1B2
– Variants with focused features (-S)			
		★ 8043218 VUVS-LK25-M52-AD-G14-1B2-S	
		575513 VUVS-L25-M52-MD-G14-F8-1B2	575606 VUVS-L30-M52-MD-G38-1B2
		575514 VUVS-L25-M52-MZD-G14-F8-1B2	575607 VUVS-L30-M52-MZD-G38-1B2
5/2-way valve, double solenoid			
– Electrical connection: Without solenoid coil			
	575251 VUVS-L20-B52-D-G18-F7	575516 VUVS-L25-B52-D-G14-F8	575609 VUVS-L30-B52-D-G38-F8
	575682 VUVS-L20-B52-ZD-G18-F7	575517 VUVS-L25-B52-ZD-G14-F8	575610 VUVS-L30-B52-ZD-G38-F8
– Electrical connection: Connection pattern type C, to EN 175301			
	★ 575265 VUVS-L20-B52-D-G18-F7-1C1	★ 575518 VUVS-L25-B52-D-G14-F8-1C1	★ 575611 VUVS-L30-B52-D-G38-1C1
	575683 VUVS-L20-B52-ZD-G18-F7-1C1	575519 VUVS-L25-B52-ZD-G14-F8-1C1	575612 VUVS-L30-B52-ZD-G38-1C1
Variants with focused features (-S)			
	★ 8043215 VUVS-LK20-B52-D-G18-1C1-S		
– Electrical connection: Connection pattern type B, industry standard			
		575520 VUVS-L25-B52-D-G14-F8-1B2	575613 VUVS-L30-B52-D-G38-1B2
		575521 VUVS-L25-B52-ZD-G14-F8-1B2	575614 VUVS-L30-B52-ZD-G38-1B2
Variants with focused features (-S)			
		★ 8043219 VUVS-LK25-B52-D-G14-1B2-S	

★ Part of core product range, delivery from stock.

Ordering data – 5/3-way valves

Pneumatic connection	G ¹ / ₈	G ¹ / ₄	G ³ / ₈
Size (grid dimension)	20 (21 mm)	25 (26.5 mm)	30 (31 mm)
Symbol	Part No. Type	Part No. Type	Part No. Type
5/3-way valve, mid-position closed			
– Electrical connection: Without solenoid coil			
	575254 VUVS-L20-P53C-MD-G18-F7	575523 VUVS-L25-P53C-MD-G14-F8	575616 VUVS-L30-P53C-MD-G38-F8
	575685 VUVS-L20-P53C-MZD-G18-F7	575524 VUVS-L25-P53C-MZD-G14-F8	575617 VUVS-L30-P53C-MZD-G38-F8
– Electrical connection: Connection pattern type C, to EN 175301			
	★ 575268 VUVS-L20-P53C-MD-G18-F7-1C1	★ 575525 VUVS-L25-P53C-MD-G14-F8-1C1	★ 575618 VUVS-L30-P53C-MD-G38-1C1
	575686 VUVS-L20-P53C-MZD-G18-F7-1C1	575526 VUVS-L25-P53C-MZD-G14-F8-1C1	575619 VUVS-L30-P53C-MZD-G38-1C1
– Electrical connection: Connection pattern type B, industry standard			
		575527 VUVS-L25-P53C-MD-G14-F8-1B2	575620 VUVS-L30-P53C-MD-G38-1B2
		575528 VUVS-L25-P53C-MZD-G14-F8-1B2	575621 VUVS-L30-P53C-MZD-G38-1B2
5/3-way valve, mid-position exhausted			
– Electrical connection: Without solenoid coil			
	575252 VUVS-L20-P53E-MD-G18-F7	575537 VUVS-L25-P53E-MD-G14-F8	575630 VUVS-L30-P53E-MD-G38-F8
	575691 VUVS-L20-P53E-MZD-G18-F7	575538 VUVS-L25-P53E-MZD-G14-F8	575631 VUVS-L30-P53E-MZD-G38-F8
– Electrical connection: Connection pattern type C, to EN 175301			
	575266 VUVS-L20-P53E-MD-G18-F7-1C1	575539 VUVS-L25-P53E-MD-G14-F8-1C1	575632 VUVS-L30-P53E-MD-G38-F8-1C1
	575692 VUVS-L20-P53E-MZD-G18-F7-1C1	575540 VUVS-L25-P53E-MZD-G14-F8-1C1	575633 VUVS-L30-P53E-MZD-G38-F8-1C1
5/3-way valve, mid-position pressurized			
– Electrical connection: Without solenoid coil			
	575253 VUVS-L20-P53U-MD-G18-F7	575530 VUVS-L25-P53U-MD-G14-F8	575623 VUVS-L30-P53U-MD-G38-F8
	575688 VUVS-L20-P53U-MZD-G18-F7	575531 VUVS-L25-P53U-MZD-G14-F8	575624 VUVS-L30-P53U-MZD-G38-F8
– Electrical connection: Connection pattern type C, to EN 175301			
	575267 VUVS-L20-P53U-MD-G18-F7-1C1	575532 VUVS-L25-P53U-MD-G14-F8-1C1	575625 VUVS-L30-P53U-MD-G38-F8-1C1
	575689 VUVS-L20-P53U-MZD-G18-F7-1C1	575533 VUVS-L25-P53U-MZD-G14-F8-1C1	575626 VUVS-L30-P53U-MZD-G38-F8-1C1

★ Part of core product range, delivery from stock.

Solenoid valves VUVS
















Ordering data – Manifolds


Size (grid dim.)	Pneumatic connection	Valve positions	Part No.	Type
Common supply manifold				
For mounting on both sides, incl. seals and screws for valve assembly				
20 (21 mm)		2	★ 576363	VABM-B10-20-G38-2-P53
		3	576364	VABM-B10-20-G38-3-P53
		4	★ 576365	VABM-B10-20-G38-4-P53
		6	★ 576367	VABM-B10-20-G38-6-P53
		8	★ 576369	VABM-B10-20-G38-8-P53
25 (26.5 mm)		10	★ 576371	VABM-B10-20-G38-10-P53
		2	★ 8026219	VABM-B10-25-G12-2-P53
		3	8026220	VABM-B10-25-G12-3-P53
30 (31 mm)		4	★ 8026221	VABM-B10-25-G12-4-P53
		6	★ 8026223	VABM-B10-25-G12-6-P53
		8	★ 8026225	VABM-B10-25-G12-8-P53
		10	★ 8026227	VABM-B10-25-G12-10-P53
		2	★ 8026338	VABM-B10-30-G34-2-P53
20 (21 mm)		3	8026339	VABM-B10-30-G34-3-P53
		4	★ 8026340	VABM-B10-30-G34-4-P53
		6	★ 8026342	VABM-B10-30-G34-6-P53
		8	★ 8026344	VABM-B10-30-G34-8-P53
		10	★ 8026346	VABM-B10-30-G34-10-P53
Compact manifold block				
For 5/2 and 5/3-way valves, incl. seals and screws for valve assembly				
20 (21 mm)		2	★ 576417	VABM-B10-20S-G14-2
		3	576418	VABM-B10-20S-G14-3
		4	★ 576419	VABM-B10-20S-G14-4
		6	★ 576421	VABM-B10-20S-G14-6
		8	★ 576423	VABM-B10-20S-G14-8
25 (26.5 mm)		10	★ 576425	VABM-B10-20S-G14-10
		2	★ 8026261	VABM-B10-25S-G38-2
		3	8026262	VABM-B10-25S-G38-3
		4	★ 8026263	VABM-B10-25S-G38-4
		6	★ 8026265	VABM-B10-25S-G38-6
30 (31 mm)		8	★ 8026267	VABM-B10-25S-G38-8
		10	★ 8026269	VABM-B10-25S-G38-10
		2	★ 8026377	VABM-B10-30S-G12-2
		3	8026378	VABM-B10-30S-G12-3
		4	★ 8026379	VABM-B10-30S-G12-4
20 (21 mm)		6	★ 8026381	VABM-B10-30S-G12-6
		8	★ 8026383	VABM-B10-30S-G12-8
		10	★ 8026385	VABM-B10-30S-G12-10
		2	★ 576465	VABM-B10-20S-G14-2-P3
		3	576466	VABM-B10-20S-G14-3-P3
25 (26.5 mm)		4	★ 576467	VABM-B10-20S-G14-4-P3
		6	★ 576469	VABM-B10-20S-G14-6-P3
		8	★ 576471	VABM-B10-20S-G14-8-P3
		10	★ 576473	VABM-B10-20S-G14-10-P3
		2	★ 8026297	VABM-B10-25S-G38-2-P3
30 (31 mm)		3	8026298	VABM-B10-25S-G38-3-P3
		4	★ 8026299	VABM-B10-25S-G38-4-P3
		6	★ 8026301	VABM-B10-25S-G38-6-P3
		8	★ 8026303	VABM-B10-25S-G38-8-P3
		10	★ 8026305	VABM-B10-25S-G38-10-P3
20 (21 mm)		2	★ 8026413	VABM-B10-30S-G12-2-P3
		3	8026414	VABM-B10-30S-G12-3-P3
		4	★ 8026415	VABM-B10-30S-G12-4-P3
		6	★ 8026417	VABM-B10-30S-G12-6-P3
		8	★ 8026419	VABM-B10-30S-G12-8-P3
25 (26.5 mm)		10	★ 8026421	VABM-B10-30S-G12-10-P3
		2	576441	VABM-B10-20E-G38-2-P3
		3	576442	VABM-B10-20E-G38-3-P3
30 (31 mm)		4	576443	VABM-B10-20E-G38-4-P3
		6	576445	VABM-B10-20E-G38-6-P3
		8	576447	VABM-B10-20E-G38-8-P3
		10	576449	VABM-B10-20E-G38-10-P3
		2	8026279	VABM-B10-25E-G12-2-P3
20 (21 mm)		3	8026280	VABM-B10-25E-G12-3-P3
		4	8026281	VABM-B10-25E-G12-4-P3
		6	8026283	VABM-B10-25E-G12-6-P3
		8	8026285	VABM-B10-25E-G12-8-P3
		10	8026287	VABM-B10-25E-G12-10-P3
25 (26.5 mm)		2	8026395	VABM-B10-30E-G34-2-P3
		3	8026396	VABM-B10-30E-G34-3-P3
		4	8026397	VABM-B10-30E-G34-4-P3
		6	8026399	VABM-B10-30E-G34-6-P3
		8	8026401	VABM-B10-30E-G34-8-P3
30 (31 mm)		10	8026403	VABM-B10-30E-G34-10-P3
		2	576490	VABM-B10-20EEE-G38-2-P3
		2	8026316	VABM-B10-25EEE-G12-2-P3
25 (26.5 mm)		2	8026432	VABM-B10-30EEE-G34-2-P3
		2	576489	VABM-B10-20EEE-G38-2
30 (31 mm)		2	8026315	VABM-B10-25EEE-G12-2
		2	8026431	VABM-B10-30EEE-G34-2

★ Part of core product range, delivery from stock.

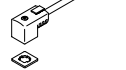
Ordering data – Accessories

Size	Description	Part No.	Type
Cover plate			
For valve position on manifold block for 5/2-, 5/3-way valves			
20		576410	VABB-B10-20-E
25		8026209	VABB-B10-25-E
30		8026335	VABB-B10-30-E
For valve position on manifold block for 3/2-way valves			
20		576411	VABB-B10-20-E-P3
25		8026210	VABB-B10-25-E-P3
30		8026336	VABB-B10-30-E-P3
For valve position on supply manifold			
20		576409	VABB-B10-20-A
25		8026208	VABB-B10-25-A
30		8026334	VABB-B10-30-A
Supply plate			
For valve position on manifold block for 5/2-, 5/3-way valves			
20		576492	VABF-B10-20-P1A4-G18
25		8026318	VABF-B10-25-P1A4-G14
30		8026434	VABF-B10-30-P1A4-G38
For valve position on manifold block for 3/2-way valves			
20		576493	VABF-B10-20-P1A4-G18-P3
25		8026319	VABF-B10-25-P1A4-G14-P3
30		8026435	VABF-B10-30-P1A4-G38-P3
For valve position on supply manifold			
20		576491	VABF-B10-20-P1-G18
25		8026317	VABF-B10-25-P1-G14
30		8026433	VABF-B10-30-P1-G38
Separator			
For creating pressure zones			
20		G1/4	569996 VABD-10-B
		G3/8	574483 VABD-14-B
25		G1/8	569995 VABD-8-B
		G3/8	574483 VABD-14-B
		G1/2	8022483 VABD-17.5-B
30		G1/8	569995 VABD-8-B
		G1/2	8022483 VABD-17.5-B
		G3/4	8022484 VABD-22.7-B
Spare parts selection			
Set comprising seals and screws			
20		8026203	VAME-B10-20-MK
25		8035636	VAME-B10-25-MK
30		8035637	VAME-B10-30-MK
Cover cap			
For manual override, non-detenting or covered			
20		8049538	VAMC-B10-20-CH2-S
25		8049539	VAMC-B10-25-CH2-S
20, 25, 30		8028240	VAMC-B10-20-CH2
Seal set			
For valves in order to guarantee protection class IP67			
20		2643771	VAMC-B10-C-B-S8
25, 30		8034609	VAMC-B10-B-B-S8


Plug socket with cable KMF

Description	Cable length	Part No.	Type	
Plug socket, 24 V DC, port pattern type B, to EN 175301-803				
With LED	2.5 m	★ 30935	KMF-1-24DC-2,5-LED	
	5 m	30937	KMF-1-24DC-5-LED	
	10 m	193458	KMF-1-24-10-LED	
Plug socket, 230 V AC, port pattern type B, to EN 175301-803				
Without LED	2.5 m	30936	KMF-1-230AC-2,5	
	5 m	30938	KMF-1-230AC-5	


Connecting cable KMEB

Description	Cable length	Part No.	Type	
Angled socket, 2-pin, 24 V DC, port pattern type C, to EN 175301-803				
With LED and protective circuit	2.5 m	547268	KMEB-3-24-2,5-LED	
	5 m	547269	KMEB-3-24-5-LED	
Angled socket, 3-pin, 24 V DC, port pattern type C, to EN 175301-803				
With LED and protective circuit	2.5 m	151688	KMEB-1-24-2,5-LED	
	5 m	151689	KMEB-1-24-5-LED	
	10 m	193457	KMEB-1-24-10-LED	
Angled socket, 3-pin, 230 V AC, port pattern type C, to EN 175301-803				
Without LED	2.5 m	151690	KMEB-1-230AC-2,5	
	5 m	151691	KMEB-1-230AC-5	

Plug socket MSSD

Description	Part No.	Type	
Angled socket, port pattern type C, to DIN EN 175301-803, screw terminal			
3-pin, 250 V AC/300 V DC	★ 151687	MSSD-EB	
3-pin, 230 V AC	539712	MSSD-EB-M12	
3-pin, straight plug connector, M12, 2-pin, 24 V DC	188024	MSSD-EB-M12-MONO	
4-pin, 230 V AC	192745	MSSD-EB-S-M14	
Angled socket, port pattern type B, to EN 175301-803, square design MSF, screw terminal			
3-pin	★ 34431	MSSD-F	
3-pin, 230 V AC	539710	MSSD-F-M16	
4-pin, 230 V AC	192746	MSSD-F-S-M16	

Illuminating seal

Description	Part No.	Type	
Port pattern type C, to DIN EN 175301-803			
24 V DC	151717	MEB-LD-12-24DC	
230 V AC	151718	MEB-LD-230AC	
Port pattern type B, to DIN EN 175301-803			
24 V DC	19143	MF-LD-12-24DC	
230 V AC	19144	MF-LD-230AC	

★ Part of core product range, delivery from stock.

Other accessories → www.festo.com/catalogue/...

- Push-in fitting **QS**
- Silencer **U**
- Blanking plug **B**

Solenoid valves VUVS



Ordering data – Accessories



Solenoid coil VACS-C for size 20

Description	Part No.	Type
Connection pattern type C, to EN 175 301		
12 V DC	8025331	VACS-C-C1-5
24 V DC	★ 8025330	VACS-C-C1-1
48 V DC	8025336	VACS-C-C1-7
24 V AC, 50/60 Hz	8025335	VACS-C-C1-1A
48 V AC, 50/60 Hz	8025337	VACS-C-C1-7A
110/120 V AC, 50/60 Hz	8025334	VACS-C-C1-16B
230/240 V AC, 50/60 Hz	8025338	VACS-C-C1-3W

★ Part of core product range, delivery from stock.



Solenoid coil VACF-B for sizes 25 and 30

Description	Part No.	Type
Connection pattern type B, industry standard		
12 V DC	8030801	VACF-B-B2-5
24 V DC	★ 8030802	VACF-B-B2-1
48 V DC	8030803	VACF-B-B2-7
24 V AC, 50/60 Hz	8030804	VACF-B-B2-1A
48 V AC, 50/60 Hz	8030805	VACF-B-B2-7A
110/120 V AC, 50/60 Hz	8030806	VACF-B-B2-16B
230/240 V AC, 50/60 Hz	8030808	VACF-B-B2-3W
Connection pattern type C, to EN 175 301		
12 V DC	8030810	VACF-B-C1-5
24 V DC	★ 8030811	VACF-B-C1-1
48 V DC	8030812	VACF-B-C1-7
24 V AC, 50/60 Hz	8030813	VACF-B-C1-1A
48 V AC, 50/60 Hz	8030814	VACF-B-C1-7A
110/120 V AC, 50/60 Hz	8030815	VACF-B-C1-16B
230/240 V AC, 50/60 Hz	8030817	VACF-B-C1-3W

★ Part of core product range, delivery from stock.